



THE BOYLE GROUP

WEALTH MANAGEMENT

INVESTMENT OUTLOOK



Q1 2021 Market Commentary

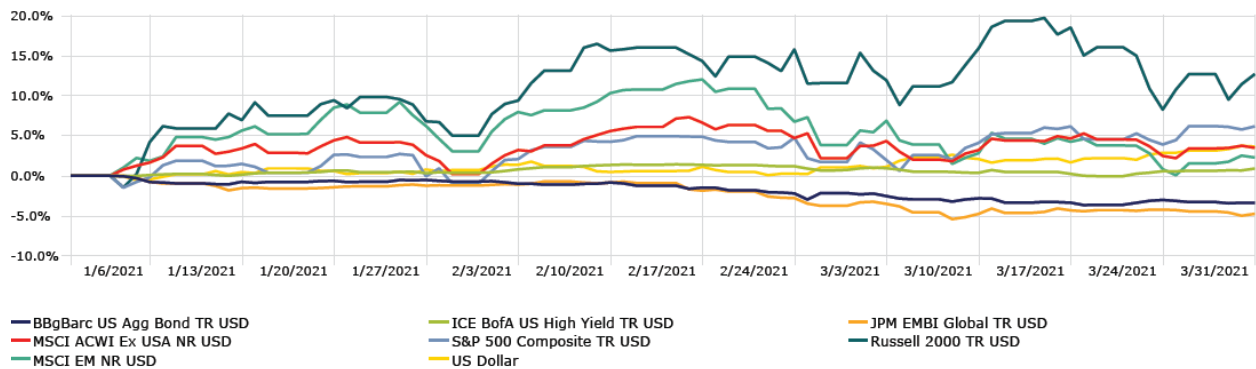
The end of winter has been greeted by both a change in weather and a change in the COVID-19 climate.

Vaccination drives across the developed world have begun to level off case counts, while progress in some developing economies around the globe continues to be hampered by resurgences of the virus.

Global Markets Performance

Per Morningstar, the US stock market, as represented by the S&P 500, finished up 6.17% on the quarter, a substantial rise and a further nod to last year’s 18.40% return. Smaller US stocks¹ rose by more than twice as much, up 12.70% for the quarter following a nearly 20% return last year. International stock markets² and emerging markets³ rose but underperformed domestic equities during the quarter, ending up 3.49% and 2.29%, respectively. On the credit side, core bonds⁴ sank -3.37% and high yield bonds⁵ posted slightly positive returns, up 0.90% for the quarter, impacted by both higher risk-free rates and narrowed spreads^a. Emerging market (EM) bonds⁶ fell as well and ended the quarter down -4.74%, feeling the pinch from higher rates and a stronger dollar.

Historical Performance



Calendar Year Returns

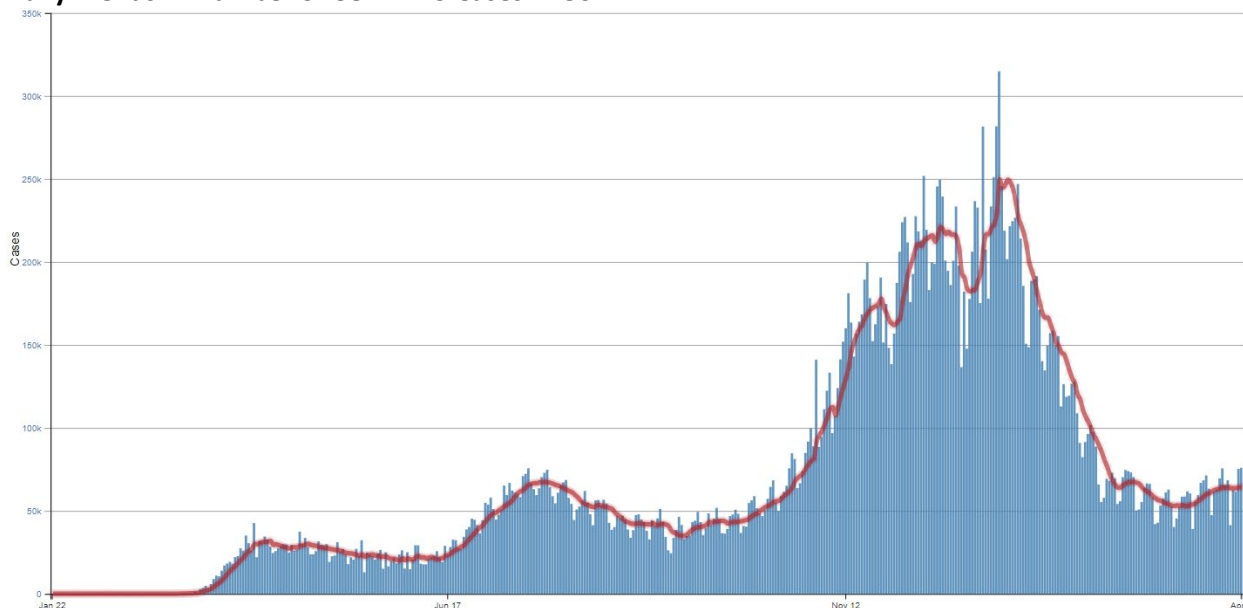
	YTD	2020	2019	2018	2017	2016
BBgBarc US Agg Bond TR USD	-3.37	7.51	8.72	0.01	3.54	2.65
ICE BofA US High Yield TR USD	0.90	6.17	14.41	-2.26	7.48	17.49
JPM EMBI Global TR USD	-4.74	5.88	14.42	-4.61	9.32	10.19
MSCI ACWI Ex USA NR USD	3.49	10.65	21.51	-14.20	27.19	4.50
S&P 500 Composite TR USD	6.17	18.40	31.49	-4.38	21.83	11.96
Russell 2000 TR USD	12.70	19.96	25.52	-11.01	14.65	21.31
MSCI EM NR USD	2.29	18.31	18.44	-14.58	37.28	11.19
US Dollar	3.66	-6.69	0.22	4.40	-9.87	3.63

© Morningstar 2021. All data as of 3/31/2021. All rights reserved. The information contained herein: (1) is proprietary to Morningstar and/or its content providers; (2) may not be copied, adapted or distributed; and (3) is not warranted to be accurate, complete or timely. Not all index performance mentioned is displayed above. See references for more detail.⁷

COVID-19 Pandemic Update

The advent of the new year and the widespread rollout of vaccines in the US has led to a much different story in COVID-19 cases since our last missive three months ago. As of March 31st, the seven-day average of new cases in the US hovered around 63.5k, while that same number as of December 31st was approximately 188.5k⁸. Additionally, as of early April more than 20% of the US population has been fully vaccinated⁹.

Daily Trends in Number of COVID-19 Cases in US



Source: Centers for Disease Control and Prevention¹.

As the situation in the US continues to improve, other countries are finding it harder to stamp out the virus. In particular, cases in Iran, India and Brazil have continued to increase, with Iran and India witnessing exponential growth. Brazil has not experienced the same degree of case growth, but virus-related deaths have increased significantly and imposed a massive strain on the country's emergency services not seen since the early days of the pandemic¹⁰.

While new strains of the virus continue to emerge and present challenges to defeating it, the positive news for the time being remains that existing vaccines appear effective. Though they may not prevent mild symptomatic cases of COVID-19, the vaccines do appear highly responsive in preventing severe cases that could lead to hospitalizations and deaths, which should lead to a more manageable response¹¹.

Bubble Trouble?

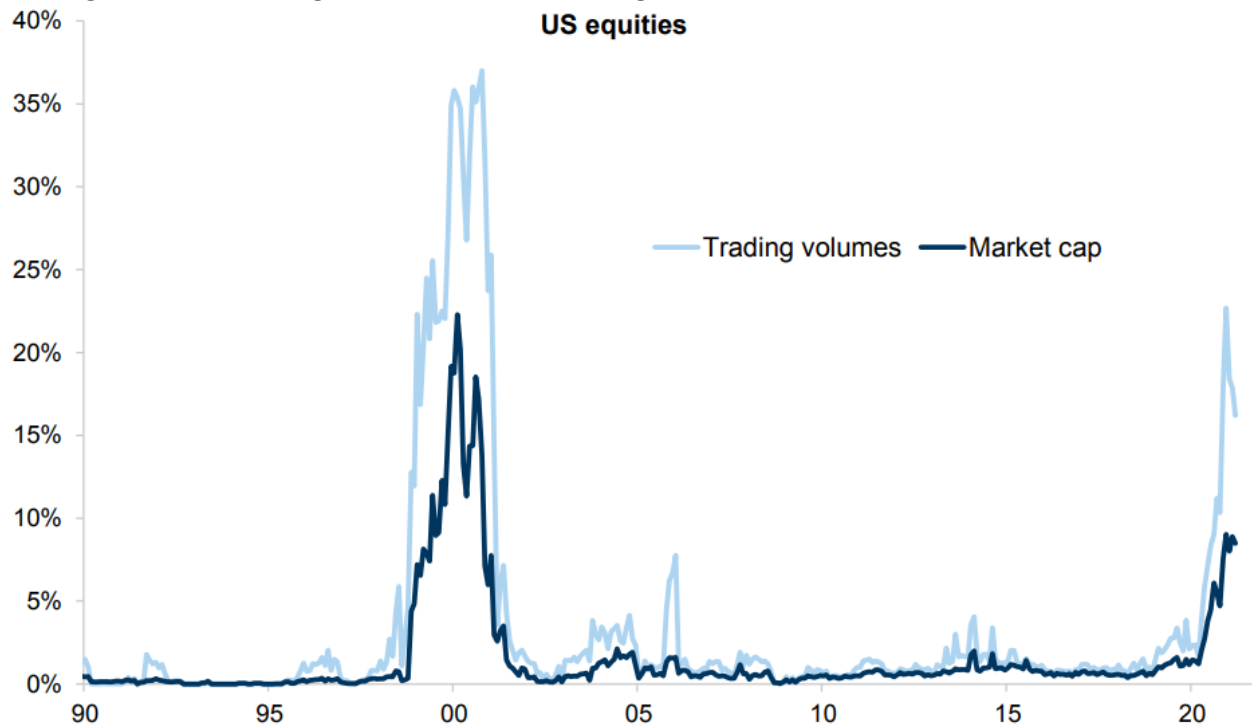
As markets have continued to rise while real economies were hit hard by the pandemic, there has been growing concern that some markets are in or approaching bubble territory and could eventually pop. There are reasonable arguments for and against a market bubble, and we will briefly examine both.

Those calling for a current bubble point to indicators such as "widespread frothiness...risk-taking and leverage," according to NYU professor Nouriel Roubini¹². The vast amount of liquidity from both the federal government's fiscal packages and the Federal Reserve's (Fed) market interventions have created



an environment where investors are encouraged to borrow and invest. These conditions, in turn, have led to frothiness in certain markets such as retail stocks and cryptocurrencies.

Trading In Stocks With High EV/Sales Ratios Has Surged*



*LTM EV/Sales ratios of stocks with LTM revenues > 50 million USD.
Source: Goldman Sachs Global Investment Research¹³.

Those on the other side of the aisle, including analysts at Goldman Sachs, believe that there are pockets of excess in current markets but in general there is no bubble yet present. While there are certain hallmarks of bubbles such as increased market concentration, easy credit, and frantic speculation, two key characteristics remain missing: a late cycle economic boom and the presence of accounting scandals and irregularities. They further argue that while many see current US stock valuations as excessive, and indeed they are relative to history, the overall prices can be justified by the historically low levels of interest rates¹³.

Whether certain markets or markets overall have entered bubble territory is the opinion of each individual investor. There are valid arguments on both sides, but we continue to encourage investors to refrain from market timing and to develop proper long-term strategic allocations and to rebalance your accounts to those targets as markets adjust.

Inflation Nation

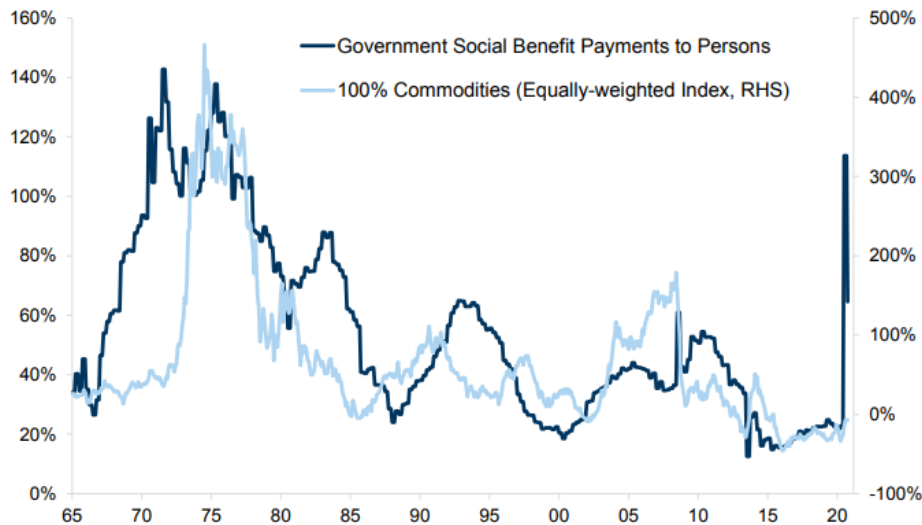
In tandem with discussion of potential bubbles, there has been increased chatter of rising inflation. Much of this began after the Fed's announcement of average inflation targeting (AIT)^b in the second half of 2020 but has taken on new urgency as interest rates in the US have since risen.

Analysts at J.P. Morgan argued in March of this year that there are several impetuses for higher inflation going forward, with two among them changing demographics and less globalization as well as higher public debts¹⁴. Arguments for the former include a lower working age population due to aging in many

countries and a continuation of the nationalist movements such as ‘Made In America.’ A lower supply of available workers and higher costs from localized production could lead to higher labor and production costs and ultimately prices.

Further, higher and higher public debts could see governments put pressure on their central banks to keep interest rates low in order to lessen interest burdens on those debts¹⁴. The more the national debt increases, the more difficult it will be to raise rates, and the longer rates stay low the more probable it is that inflation could pick up.

The Last Time Government Support Grew This Rapidly Was During The 1960s



While we can't know with certainty whether inflation will in fact rise and to what degree it could, we do have empirical evidence of which environments most support stock markets. Per the work of strategists at Goldman Sachs, the best returns for equities since 1929 have tended to occur when inflation is

Source: Goldman Sachs Investment Research¹⁵.

low and rising or high and falling¹⁵. Similarly, but in the other direction, these situations have not typically been very supportive of fixed income returns.

Looking Forward

Whether we are discussing bubbles and excessive valuations or interest rates and the potential for changes in inflation, it's important to remember that history can be educational, but it can never be a perfect guide.

We believe that it's important to try to understand where we are in markets so that we can make critical decisions that affect our long-term strategic allocations. But we also believe that it's important to understand that we cannot know the future of markets to any precise degree.

As Mark Twain once said, 'history never repeats itself but it rhymes.' As it goes in life, so it goes in markets. If you believe your financial situation has changed or you have yet to develop a long-term plan for your investments, we encourage you to reach out to your financial advisor and take the next step.

Ryan Walsh, CFA®, FRM® is an investment advisor representative of NWAM, LLC dba Northwest Asset Management and RIA Innovations, an SEC registered investment adviser. This publication is in no way a solicitation or offer to sell securities or investment advisory services. Statistical information, quotes, charts, references to articles or any other quoted statement or statements regarding market or other financial information is obtained from sources which we believe reliable, but we do not warrant or guarantee the timeliness or accuracy of this information. All domestic and international rights are reserved. No part of this newsletter including text, graphics, et al, may be reproduced or copied in any format, electronic, print, et al, without written consent from Ryan Walsh, CFA®, FRM® and Northwest Asset Management or RIA Innovations. Neither Ryan Walsh CFA®, FRM®, nor Northwest Asset Management or RIA Innovations provide legal or tax advice. Please be advised to consult your investment advisor, attorney or tax professional before making any investment decisions.

As of March 31st, 2021.

References:

Smaller US stocks¹ – as represented by the Russell 2000 TR Index

International stock markets² – as represented by the MSCI All Country World ex-USA Index

Emerging markets³ – as represented by the MSCI Emerging Markets TR Index

Core intermediate bonds⁴ – as represented by the Bloomberg Barclays US Aggregate Bond Index

High yield bonds⁵ – as represented by the ICE BofAML US High Yield Index

Emerging market bonds⁶ – as represented by JPM Emerging Market Bond (EMB) Global Index.

Morningstar performance data⁷ – sourced from Morningstar Direct, 2020.

Coronavirus data⁸ – sourced from CDC, “Trends in Number of COVID-19 Cases and Deaths in the US Reported to CDC, by State/Territory,” 10 April 2021. https://covid.cdc.gov/covid-data-tracker/#trends_dailytrendscases.

US vaccination progress⁹ – sourced from US News & World Report, “CDC: 20% of U.S. Population Fully Vaccinated Against Coronavirus,” by Cecelia Smith-Schoenwalder, 9 April 2021. <https://www.usnews.com/news/national-news/articles/2021-04-09/cdc-20-of-us-population-fully-vaccinated-against-coronavirus>.

Iran, India, Brazil COVID-19¹⁰ – sourced from Associated Press, “Countries worldwide hit new records for virus cases, deaths,” by Michelle Smith, 9 April 2021. <https://apnews.com/article/countries-worldwide-hit-new-records-coronavirus-cases-deaths-29b18a267f9e972766403f8de0fee415>.

Variants and vaccines¹¹ – sourced from PBS News Hour, “Analysis: How worried should you be about coronavirus variants? A virologist explains his concerns,” by Paulo Verardi, 8 April 2021. <https://www.pbs.org/newshour/health/analysis-how-worried-should-you-be-about-coronavirus-variants-a-virologist-explains-his-concerns>.

Nouriel Roubini on bubbles¹² – sourced from MarketWatch, “‘We’re seeing widespread frothiness, risk-taking and leverage,’ warns ‘Dr. Doom’ on state of stock-market,” by Mark DeCambre, 6 April 2021. <https://www.marketwatch.com/story/were-seeing-widespread-frothiness-bubbles-risk-taking-and-leverage-warns-dr-doom-on-state-of-stock-market-11617719690>.

Goldman Sachs on bubbles¹³ – sourced from Goldman Sachs, “Bubble Puzzle,” 22 March 2021. <https://publishing.gs.com/content/research/en/reports/2021/03/22/d95d93f0-abea-42e1-9d62-3f536f1c9a98.pdf>.

J.P. Morgan inflation¹⁴ – sourced from J.P. Morgan, “Is inflation coming back: What the great demographic reversal means for inflation and interest rates,” 10 March 2021. <https://markets.jpmorgan.com/research/ArticleServlet?doc=GPS-3674985-0>.

Glossary:

Spreads^a – the difference in bond yields of the same maturity but differing qualities, e.g. corporate bonds vs. US government bonds.

Average inflation targeting (AIT)^b – targeting a specific level of inflation that averages an annual % over time; for example, the Fed’s 2%.

Short and long-end interest rates – as represented by the 1-month and 10-year US Treasury rates.

Blue wave – refers to the US Democratic party possessing a majority in the House of Representatives and Senate and controlling the White House.

G4 non-financial corporate debt – debt issued by corporations not operating within the financial sector, e.g. banks. G4 refers to the US, the Euro area, the UK, and Japan.

Phase Three trials – per the CDC, in Phase 3 the vaccines are “given to thousands of people and tested for efficacy and safety.” After Phase Three trials are approved, vaccines can be issued to the general public.

Options – a contract that gives the buyer the right, but not the obligation, to buy or sell the underlying asset at a specified price prior to a specified date

Blue chip – typically large capitalization, well-known brands.



Fiscal spending & budget deficits – fiscal spending relates to all government expenses, and a budget deficit implies a government is spending more than it is receiving from taxes, interest, etc.

Liquidity vs Solvency – liquidity relates to having enough cash on hand to continue operating in the short term, while solvency relates to the long-term and whether or not equity is sufficient to continue operating.

Repos (repurchase agreements) – in repurchase markets, borrowers needing cash offer lenders collateral, generally in the form of safe bonds (such as US Government bonds), and in return receive a short-term loan. Repo agreements can be as long as one year, but are generally three months or less, and the most popular tenure is an overnight loan.

Federal funds rate – the interest rate that banks charge other banks for lending them money from their reserve balances (held at the Federal Reserve) on an overnight basis.

Agency mortgage bonds – mortgage securities that are issued by government-sponsored entities (GSEs) like Fannie Mae or Freddie Mac, or guaranteed by a government agency like Ginnie Mae.

Strategic asset allocation – the long-term asset class goals for an investor which specify on average, how much of your money should be invested into stocks, bonds, etc.

Goldilocks – describes an economy that's neither too hot as to spur rapid inflation or too cold to cause a recession; it characterizes an economy operating in an optimal state from a macroeconomic standpoint.

Yield curve – the graphic representation of US Treasury securities as defined by their yield and time to maturity.

One-month & ten-year rates – on the US government yield curve, the securities issued with maturities of one month and ten years, respectively. The US Treasury also issues securities between one month and ten years, and longer than ten years.

Asset location – the tax-arbitrage strategy of placing high-tax exposure assets in low tax-paying accounts, and vice versa. The theoretical benefit is to lower taxes from investments and compound higher long-term capital.

TBG Financial, LLC is a state registered investment advisor in the State of Washington and certain other states. This content is provided by a third party and may not necessarily reflect the expertise of this Advisor. This publication is not intended to provide investment advice and is intended for your information only. This publication is reprinted with the permission of NWAM, LLC dba Northwest Asset Management and RIA Innovations, an SEC registered investment adviser. NWAM, LLC is unrelated to TBG Financial, LLC.